

# Center for Automotive Research: The Economic Impacts of International Automakers in America

# Who We Are: Autos Drive America



**HONDA**



**TOYOTA**



**V O L V O**

# Economic Impact Report

Each year, Autos Drive America and the American International Automobile Dealers Association (AIADA) compile an economic impact report to highlight international automakers and nameplate dealers' positive impact in the U.S.

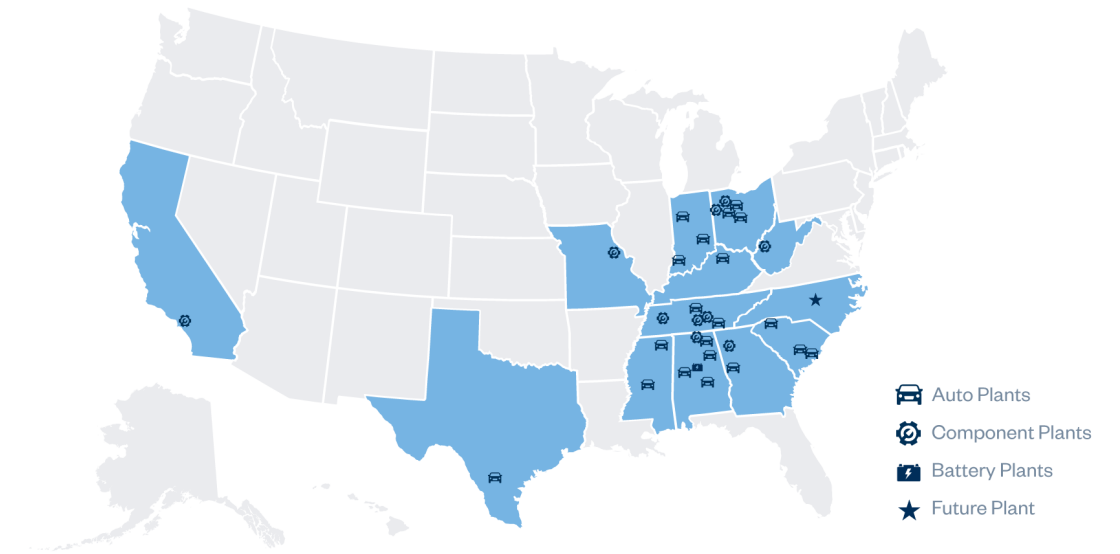




# Growth

- In 2021, U.S. investments by international automakers surpassed \$100 billion
- We now have over 500 facilities across the country
  - 31 manufacturing facilities
  - 73 R&D

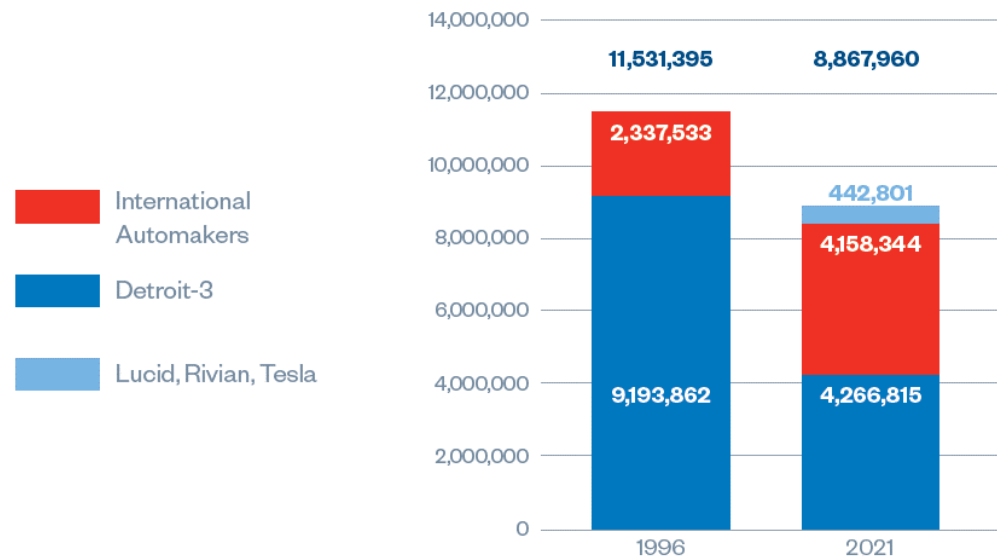
## 13 States with International Automaker Manufacturing Facilities



Vehicles are made, built, or manufactured in the United States using domestic and globally sourced parts. U.S. supplier purchases include parts and materials as well as goods and services.

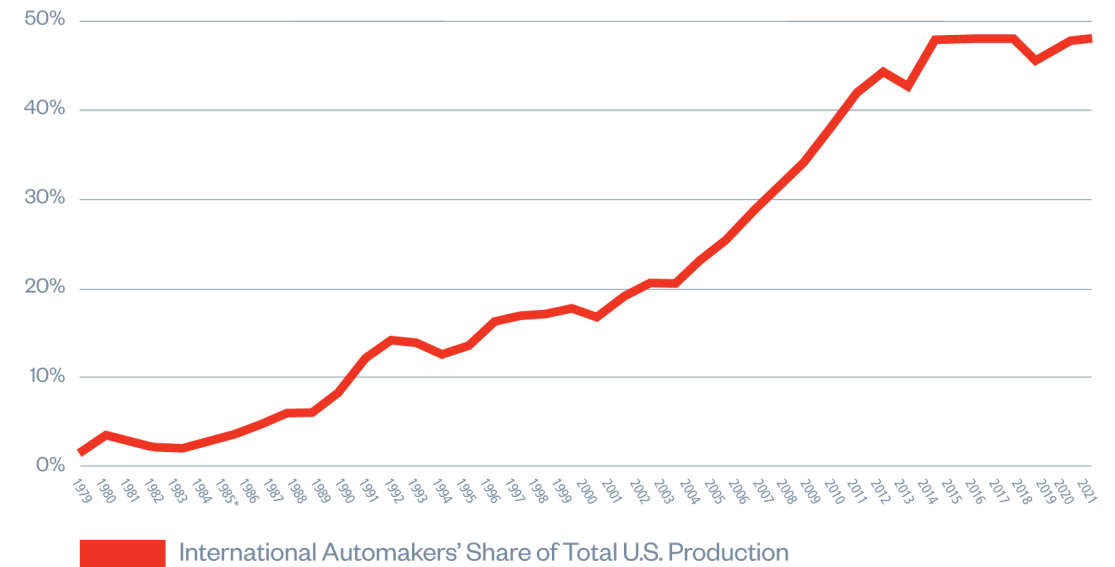
# Growth

International Automakers Have Increased Their U.S. Production Volume by More Than **77%** Over the Past 25 Years



Source: Production data from WardsAuto InfoBank for BMW Group, Honda, Hyundai, Kia, Mazda, Mercedes-Benz, Mitsubishi Motors, Nissan, Subaru, Toyota, Volkswagen Group, and Volvo Cars.

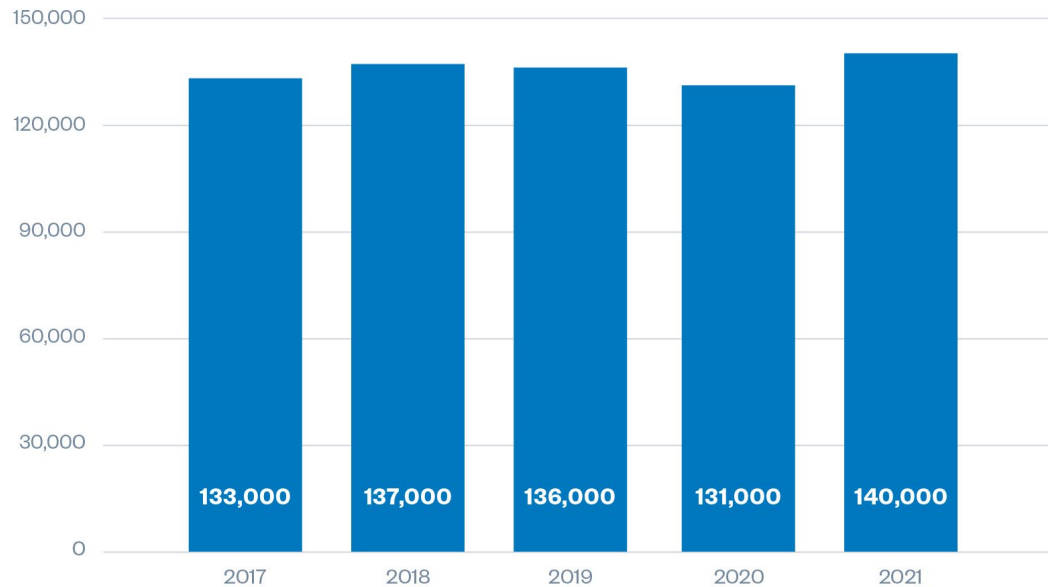
International Automakers' Share of U.S. Auto Production Has Grown from **1%** in 1979 to **47%** in 2021



\*Passenger cars only before 1985. Passenger cars and light trucks 1985-2021.

# Jobs

International Automakers' Direct Employment  
2017-2021



- More than 140,000 direct U.S. employees
  - 90,000 in manufacturing roles at 31 facilities across 13 states
  - 8,100 in R&D roles at 73 facilities across 14 states
  - Three new manufacturing facilities creating more than 12,000 new automotive careers

# Jobs



- Focus of international automakers is how to educate and develop the next generation of automotive workers
  - 131 workforce development programs offered by international automakers across the U.S.
  - 191 workforce development partnerships across the U.S.



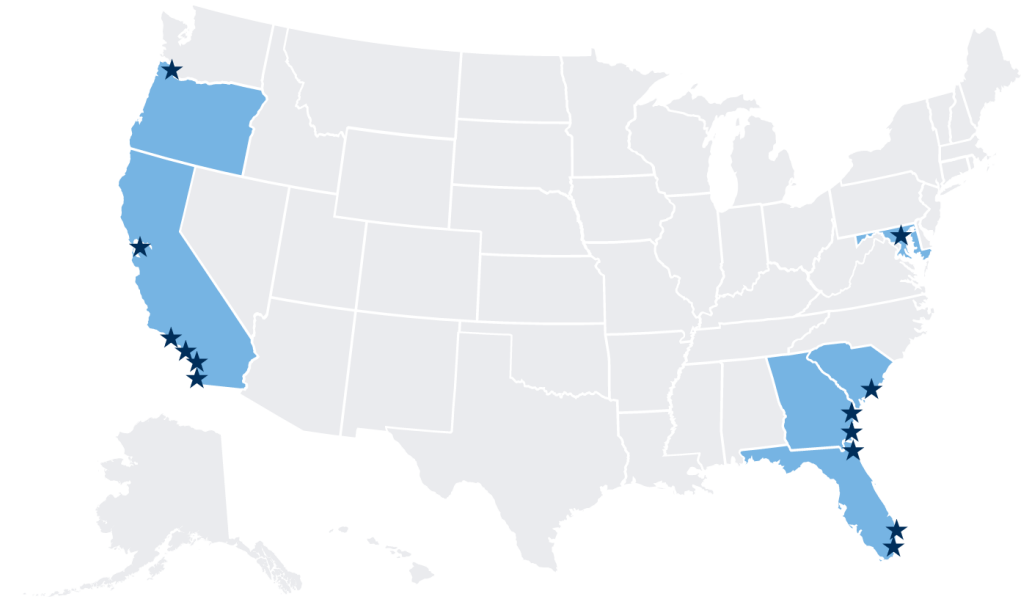
# Trade

## Trade Supports Jobs in Manufacturing States

State	Total Jobs	2021 Production	Models Exported
Alabama	76,092	839,824	Honda: Odyssey, Passport, Pilot, Ridgeline Hyundai: Elantra, Santa Cruz, Santa Fe, Sonata Mercedes-Benz: GLE SUV, GLE Coupe, GLS SUV Toyota: Corolla Cross
Georgia	69,366	255,100	Kia: K5, Sorento, Telluride
Indiana	133,803	853,795	Honda: Civic, CR-V, Insight Subaru: Ascent, Impreza, Legacy, Outback Toyota: Highlander, Highlander Hybrid, Sequoia, Sienna Hybrid
Kentucky	68,965	438,202	Toyota: Avalon, Avalon Hybrid, Camry, Camry Hybrid, Lexus ES, Lexus ES Hybrid
Mississippi	28,928	327,832	Nissan: Altima, Frontier, Titan Toyota: Corolla
Ohio	184,320	416,176	Honda: Accord, Accord Hybrid, CR-V, CR-V Hybrid, Acura ILX, Acura MDX, Acura RDX, Acura TLX
South Carolina	79,083	498,546	BMW: X3, X4, X5, X5 PHEV, X6, X7 Volvo: S60
Tennessee	117,015	391,684	Nissan: LEAF, Maxima, Murano, Pathfinder, Rogue, Infiniti QX60 Volkswagen: Atlas, Atlas Cross Sport, Passat
Texas	138,546	137,185	Toyota: Tacoma, Tundra

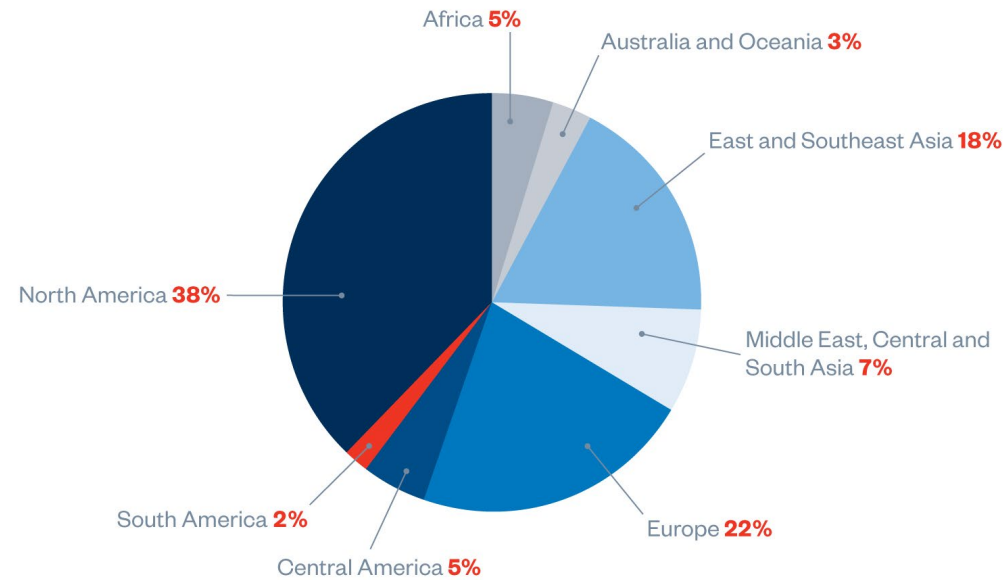
Source: Production data from WardsAuto InfoBank for BMW Group, Honda, Hyundai, Kia, Mazda, Mercedes-Benz, Mitsubishi Motors, Nissan, Subaru, Toyota, Volkswagen Group, and Volvo Cars.

## U.S. Seaports of Export



# Trade

## U.S. Built Vehicles are Exported Worldwide



## Top Export Markets

Rank	Exports	Total Volume
1	<i>Canada</i>	200,815
2	European Union*	101,460
3	China	61,052
4	<i>South Korea</i>	30,428
5	Gulf Cooperation Council**	29,697
6	<i>Mexico</i>	25,736
7	Mauritius	23,066
8	<i>Australia</i>	16,392
9	United Kingdom	13,807
10	Russia	12,186
11	Puerto Rico	11,630
12	Saint Lucia	7,405
13	Switzerland	5,403
14	Japan	4,450
15	Thailand	3,929
16	Brazil	2,987
17	<i>Peru</i>	2,987
18	<i>Chile</i>	2,595
19	<i>Colombia</i>	2,237
20	South Africa	2,139

Italics indicate FTA countries

\*EU 27

\*\*Consists of *Bahrain, Kuwait, Oman, Qatar, Saudi Arabia, and the United Arab Emirates*

# Who We Are: American International Automobile Dealers Association (AIADA)

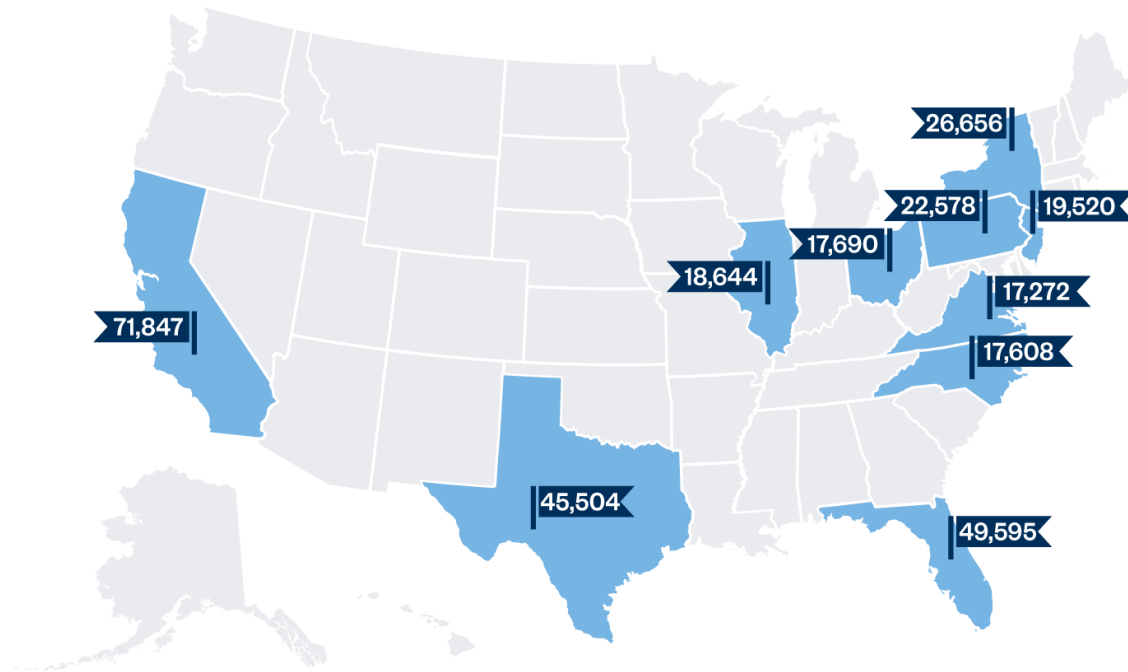


# Dealerships



# Employment

## Top 10 States for International Nameplate Dealership Employment



# Sales



**9 Million**

The number of new vehicles sold by international nameplate dealers in 2021.



The market share of 2021 U.S. new vehicle registrations that were held by international auto brands.




# Green Vehicles



66%

The market share of green vehicle sales held by international automakers in 2021.









[AutosDriveAmerica.org](https://AutosDriveAmerica.org)



[@AutosDrvAmerica](https://twitter.com/AutosDrvAmerica)



[/AutosDriveAmerica](https://www.linkedin.com/company/AutosDriveAmerica)



[AIADA.org](https://AIADA.org)



[@AIADA\\_News](https://twitter.com/AIADA_News)



[/AIADA](https://www.linkedin.com/company/AIADA)